

SHINING TOOLS LIMITED

BALANCE SHEET AS AT 31st MARCH, 2023

(Rs. in Thousands)

Particulars	Note	Current Year	Previous Year
I. EQUITY AND LIABILITIES			
(1) Shareholder's Funds			
(a) Share Capital	1	20,000	20,000
(b) Reserves and Surplus	2	5,355	4,596
(c) Money received against share warrants		-	-
		25,355	24,596
(2) Share application money pending allotment			
		-	-
(3) Non-Current Liabilities			
(a) Long-term borrowings	3	44,455	57,258
(b) Deferred tax liabilities (Net)	4	-	-
(c) Other Long term liabilities		-	-
(d) Long term provisions		-	-
		44,455	57,258
(4) Current Liabilities			
(a) Short-term borrowings	5	46,051	47,412
(b) Trade payables	6	40,743	30,653
(c) Other current liabilities	7	8,377	8,954
(d) Short-term provisions	8	9,111	16,964
		1,04,282	1,03,982
Total		1,74,092	1,85,837
II. Assets			
(1) Non-current assets			
(a) Property, Plant & Equipment and Intangible Asset			
(i) Property, Plant & Equipment	9	59,213	65,763
(ii) Intangible assets		274	174
(iii) Capital work-in-progress		-	-
(iv) Intangible assets under development		-	-
(b) Non-current investments	10	26	976
(c) Deferred tax assets (net)	4	714	446
(d) Long term loans and advances		-	-
(e) Other non-current assets	11	-	-
		60,226	67,358
(2) Current assets			
(a) Current investments		-	-
(b) Inventories	12	35,263	39,040
(c) Trade receivables	13	37,894	48,901
(d) Cash and cash equivalents	14	2,037	1,202
(e) Short-term loans and advances	15	23,414	13,272
(f) Other current assets	16	15,258	16,063
		1,13,865	1,18,478
Total		1,74,092	1,85,837

See accompanying notes to the financial statements

For Shining Tools Limited

Vipul Ghoniya
Director

Kamal Ghoniya
Director

Laljibhai Ghoniya
Director

DIN-06511100

DIN-06511096

DIN-06542648

PLACE : RAJKOT

DATE : 01.09.2023

UDIN 23118275BGVSSE4223

As per our report of even date

For R. N. Vekariya & Associates

Chartered Accountants,


(R. N. Vekariya)

Proprietor

MRN 118275 FRN 125819W

Place : Rajkot

DATE : 01.09.2023



SHINING TOOLS LIMITED

STATEMENT OF PROFIT AND LOSS FOR THE YEAR ENDED 31st MARCH, 2023

(Rs. in Thousands)

Particulars	Note No	Current Year	Previous Year
I. Revenue from operations	17	1,03,215	1,00,705
II. Other Income	18	1,284	291
III. Total Revenue (I + II)		1,04,499	1,00,996
<u>IV. Expenses:</u>			
Cost of materials consumed	19	27,231	32,728
Purchase of Stock-in-Trade	20	-	-
Changes in inventories of finished goods, work-in-progress and Stock-in-Trade	21	2,499	4,881
Employee benefit expense	22	12,438	12,015
Financial costs	23	11,305	11,073
Depreciation and amortization expense	24	7,330	6,998
Other expenses	25	42,672	32,140
Total Expenses		1,03,476	99,835
V. Profit before exceptional and extraordinary items and tax	(III - IV)	1,023	1,161
VI. Exceptional Items		-	-
VII. Profit before extraordinary items and tax (V - VI)		1,023	1,161
VIII. Extraordinary Items		-	-
IX. Profit before tax (VII - VIII)		1,023	1,161
X. Tax expense:			
(1) Current tax		533	319
(2) Deferred tax		(268)	95
(3) Shortfall of earlier years tax provision		-	231
XI. Profit(Loss) from the period from continuing operations	(VII-VIII)	759	516
XII. Profit/(Loss) from discontinuing operations		-	-
XIII. Tax expense of discontinuing operations		-	-
XV. Profit/(Loss) for the period (XI + XIV)		759	516
XVI. Earnings before interest, tax, depreciation and amortization		18,299.61	18,396
XVI. Earning per equity share:			
(1) Basic		0.38	0.26
(2) Diluted		0.38	0.26

See accompanying notes to the financial statements

For Shining Tools Limited

[Signature]
Vipul Ghoniya
Director

[Signature]
Kamal Ghoniya
Director

[Signature]
Laljibhai Ghoniya
Director

DIN-06511100

DIN-06511096

DIN-06542648

PLACE : RAJKOT

DATE : 01.09.2023

UDIN 23118275BGVSSE4223

As per our report of even date

For R. N. Vekariya & Associates

Chartered Accountants,

[Signature]
(R. N. Vekariya)

Proprietor

MRN 118275 FRN 125819W

Place : Rajkot

DATE : 01.09.2023



SHINING TOOLS LIMITED

CASH FLOW STATEMENT FOR THE YEAR 2022-23

(Rs. in Thousands)

	Description	2022-23	2021-22
CASH FLOW FROM OPERATING ACTIVITIES	Net profit before tax	1,023	1,161
	Adjustments for:		
	Depreciation and non cash items-amortization	7,330	6,998
	Accumulated Loss from Gurgaon Branch	-	-
	Exchange differences on items under financing activities	-	-
	Income Tax debited in other expense to P&L	-	-
	Finance Charges	11,304	11,073
	Income tax paid	(638)	(267)
	PGVCL Deposit	-	-
	Reliance Industries Ltd Deposit	-	-
	United India Insurance Co. Deposit	-	-
	(Gain)/Loss on sale of assets	-	-
	(Increase)/Decrease in current assets	5,447	(10,204)
	Increase/(Decrease) in current liabilities	405	11,943
NET CASH FLOW FROM OPERATING ACTIVITIES:	24,872	20,704	
CASH FLOW FROM INVESTING ACTIVITIES	Capital Expenditures	(1,130)	(4,420)
	Acquisition in Other Co's	-	-
	Proceeds from Sales of Assets	250	329
	Purchases of Investments	-	(26)
	Sale of Investments	950	534
	Other Investment Activities	-	-
	NET CASH FLOW FROM INVESTING ACTIVITIES:	70	(3,583)
CASH FLOW FROM FINANCING ACTIVITIES	Proceeds from Borrowings (net of repayment and adjustment)	-	-
	Payments on Borrowings	(12,804)	(5,976)
	Dividends Paid to Shareholders	-	-
	Dividend Distribution Tax Paid	-	-
	Proceeds from Minority Interest	-	-
	Net Proceeds from shares	-	-
	Preliminary Expense	-	-
	Finance charges	(11,305)	(11,073)
	NET CASH USED FOR FINANCING ACTIVITIES:	(24,108)	(17,049)
	INCREASE / (DECREASE) TO CASH	834	72
	BEGINNING CASH BALANCE	1,202	1,130
	ENDING CASH BALANCE	2,037	1,202

For Shining Tools Limited

Vipul Ghoniya Kamal Ghoniya
 Director Director
 DIN-06511100 DIN-06511096

Laljibhai Ghoniya
 Director
 DIN-06542648

PLACE : RAJKOT
DATE : 01.09.2023
UDIN 23118275BGVSSE4223

For R. N. Vekariya & Associates
 Chartered Account

(R. N. Vekariya)
 Proprietor
 MRN 118275 FRN 125819W
Place : Rajkot
DATE : 01.09.2023



SHINING TOOLS LIMITED

NOTES ON ACCOUNTS

(A) SIGNIFICANT ACCOUNTING POLICIES

1. Basis of Presentation:

- I. The Financial Statements of the Company have been prepared in accordance with the Generally Accepted Accounting Principles in India (GAAP) to comply with the Accounting Standards specified under Section 133 of the Companies Act, 2013 read with Rule 7 of the Companies (Accounts) Rules, 2014 and the relevant provisions of the Companies Act, 2013. The Financial Statements have been prepared on accrual basis under the Historical Cost Convention. The accounting policies adopted in the preparation of the Financial Statements are consistent with those followed in the previous year.
- II. All Assets and Liabilities have been classified as current or non-current as per the company's normal operating cycle and other criteria set out in the Schedule III to the Companies Act, 2013. Based on the nature of products and time between the acquisition of assets for processing and their realization in cash and cash equivalents, the company has ascertained its operating cycle as less than 12 months for the purpose of current and non-current classification of assets and liabilities.
- III. The presentation of financial statements in conformity with GAAP requires estimates and assumptions to be made that affect the reported amount of assets and liabilities on the date of the financial statements and reported amount of revenues and expenses during the reporting period. Difference between the actual result and estimates are recognized in the period in which the results are known/materialized.

2. Use Of Estimates:

In preparation of financial statements requires estimates and assumptions to be made which affect the reported amounts of assets / liabilities and disclosures of contingent liabilities on the date of financial statements and the reported amounts of revenues and expenses during the reporting period. Although those estimates are based upon Management's best knowledge of current events and actions, actual result could differ from these estimates.

3. Property, Plant & Equipments and Depreciation:

Property, Plant & Equipments are valued at cost less depreciation. "Cost" for the aforesaid purpose comprises of its purchase price and cost attributable to bringing the asset to its working condition for its intended use.

Items of Property, Plant & Equipments that have been retired from active use and are held for disposal are stated at the lower of their net book value and net realisable value and are shown separately in the financial statements. Any expected loss is recognised immediately in the Statement of Profit and Loss. Losses arising from the retirement of, and gains or losses, if any, arising from disposal of Property, Plant & Equipments which are carried at cost are recognised in the Statement of Profit and Loss.

Capital work-in-progress:

Projects under which Property, Plant & Equipments are not yet ready for their intended use are carried at cost, comprising direct cost, related incidental expenses and attributable interest.

Depreciation on Property, Plant & Equipments is provided on the Written Down Value (W.D.V.) Method. Depreciation on Property, Plant & Equipments have been provided based on useful life of the assets as prescribed under Part C of Schedule II to the Companies Act, 2013. In respect of addition of assets during the year, depreciation has been provided on pro rata basis.

4. Inventories:

Inventories of raw material are valued at cost. Inventory of semi finished goods are valued at estimated cost on the basis of stage of completion. Inventory of finished goods are valued at Cost or Net realisable value whichever is lower.

Cost Comprise of all cost of Purchase, Conversion & other cost incurred to bring the inventories to the present Location & condition. The value of inventory is taken as values & Certified by the management.

5. Provision For tax

Tax expenses for the year comprises of current tax and deferred tax.

A) Current Tax: The Company has made provision for Current Tax as per the Income Tax Act, 1961.

B) Deferred Tax: The Company has made provision of the Deferred Tax according to Accounting Standard – 22 – Accounting For Taxes on Income.

Deferred tax is quantified using the tax rates and laws enacted or substantively enacted as on the balance sheet date. Deferred tax liability is recognized* on timing differences. Deferred tax asset is recognized only if there is virtual certainty of its realization.

6. Foreign Currency transactions:

Transactions denominated in foreign currencies are normally recorded at the exchange rate prevailing at the time of the transaction. Any income or expenses on account of exchange difference either on settlement or translation is recognized in statement of profit or loss, except in cases where they relate to acquisition of fixed assets in which case they are adjusted to the carrying cost of such fixed assets.

7. Revenue Recognition:

Sale of goods is recognized as soon as goods are dispatched to customers. Other income is recognized at the time of its accrual. Revenue is recognized when there is no any uncertainty of its realization.

8. Borrowing Cost:

Borrowing Cost attributable to the acquisition or construction of a qualifying asset is capitalized as part of the cost of the asset. Other borrowing costs are recognised as an expense in the period in which they are incurred.

9. Investment :

Investment are Fixed Deposits with bank or financial institution or deposits. The same are recorded at cost.

10. EMPLOYEE BENEFIT:

Short term employee benefits : Salary & Wages are accounted to Profit & Loss when becomes due and payable.

Long term employee benefits : Company's contribution to Provident Fund which is defined contribution schemes, is charged to Statement of Profit & Loss.

11. Provisions And Contingencies:

A provision is recognised when the Company has a present obligation as a result of past event and it is probable that an outflow of resources will be required to settle the obligation, in respect of which a reliable estimate can be made. Provisions are not discounted to present value and are determined based on best estimate required to settle the obligation at the Balance Sheet date. These are reviewed at each Balance Sheet date and adjusted to reflect the current best estimates. Contingent liabilities are disclosed by way of notes to accounts. Disclosure is not made if the possibility of an outflow of future economic benefit is remote. Contingent assets are not recognized.

12. Segment Reporting:

The Company has only one business segment as well as Geographical Segment. Hence, the details of segment wise result are not applicable to the Company.

13. Cash Flow Statement:

Cash flows are reported using the indirect method, whereby profit / (loss) before extraordinary items and tax is adjusted for the effects of transactions of non-cash nature and any deferrals or accruals of past or future cash receipts or payments. The cash flows from operating, investing and financing activities of the Company are segregated based on the available information.

Cash and cash equivalents in Cash Flow Statement comprises of cash on hand, bank balances and short-term deposits with banks with an original maturity of three months or less.

B. NOTES FORMING PART OF ACCOUNTING:

- The Company is engaged in the business of **manufacturing and job work of machine tools, parts and engineering items.**
- Long Term and Short Term Borrowings are as under.

Sr. No.	Particulars	Borrowings received From	Amount	Securities
(a)	Long Term Borrowings			
1	Unsecured Loans	Directors	2,92,36,413	
2	Unsecured Loans	Relatives of Directors	44,88,315	Identified as promoter and subject to stipulation by bank.
3	Secured Loan-Term Loan	IIFL Finance Ltd	49,431	Secured by personal guarantee of Directors
4		Kotak Bank Ltd	30,668	
5	Secured Loan-Covid 19 Sahayata	Central Bank of India	6,47,940	(Secured against Factory Building, Factory Premises, Ind. Plot, Residential Flats)
6	Secured Loan-GECL Extension		31,05,661	
7	Secured Term Loan		68,96,247	
(b)	Short Term Borrowings			
1	Cash Credit	Central Bank of India	3,73,27,448	(Secured against hypothecation of all goods of raw materials, work in progress and finished goods)
2	Secured Loan-Term Loan	Aditya Birla Finance Ltd	40,987	Secured by personal guarantee of Directors

3	Secured Loan-Term Loan	Axis Bank Ltd	3,25,271	Secured by personal guarantee of Directors
4	Secured Loan-Term Loan	Central Bank of India	26,82,000	(Secured against Factory Building, Factory Premises, Ind. Plot, Residential Flats)
5	Secured Loan-Covid 19 Sahayata		24,67,200	
6	Secured Loan-GECL Extension		27,96,000	
7	Secured Loan-Term Loan	IIFL Finance Ltd	1,77,840	Secured by personal guarantee of Directors
8	Secured Loan-Term Loan	Kotak Bank Ltd	91,572	
9	Secured Loan-Term Loan	Yash Bank Ltd	1,42,631	Secured by personal guarantee of Directors

3. Earnings per Share

Particulars	Amount
Net Profit after Tax	7,58,298
Weighted Average No. of Shares	20,00,000
Basic EPS	0.38

4. CURRENT ASSETS, LOANS AND ADVANCES & LIABILITIES

In the opinion of the Board of Directors, sundry debtors, loans and advances have value on realization at least equal to amount at which they have been stated. The provision for all known liabilities is reasonable and not in excess of the amount considered reasonably necessary. During the year under audit there are no any current assets, loans & advances.

5. BALANCE CONFIRMATION

The Balances of the parties under the head debtors, creditors, unsecured loan and loans and advances are subject to confirmation.

6. MICRO, SMALL AND MEDIUM ENTERPRISE:

As per information provided by the Company, the company has circulated confirmation for the identification of suppliers registered under the Micro, Small and Medium Enterprises Development Act, 2006. The company has received confirmation from some of suppliers regarding their status under the Micro, Small and Medium Enterprises Development Act, 2006 and hence disclosures, relating to amounts unpaid, if any, as at the year-end together with interest paid/payable as required under the said Act has been given in financial statement to the extent the confirmation received from suppliers.

7. AUDITOR'S REMUNERATION

Auditor's Remuneration has been provided as below:

	31-03-2023 ₹.	31-03-2022 ₹.
Audit Fees	---	---
Legal Fees	---	---
TOTAL	---	---

8. C.I.F Value of Import (Rs. In Thousands)

Particulars	31-03-2023 ₹.
-------------	---------------

Raw Materials	1541.804
Capital Goods	0.00
TOTAL	1541.804

9. Expenditure & Earnings in Foreign Exchange (Rs. In Thousands)

Particulars	31-03-2023 ₹.
Expenditure	0
Earning of Sale of Goods	0
	0

10. Consumption of Raw Materials (Rs. In Thousands)

Raw Material	₹.	31-03-2023 %
Imported	1541.804	6.73%
Indigenous	21,374.658	93.27%
TOTAL	22,916.462	100.00%

11. RELATED PARTY TRANSACTION

Transactions with related Parties are as under.

Related Party	Nature of Transaction	Amount
Vipul L Ghoniya	Director's remuneration	8,40,000
Laljibhai K Ghoniya	Director's remuneration	4,80,000
Kamal V. Ghoniya	Director's remuneration	8,40,000
Vipul L Ghoniya	Interest on Loan	27,25,683
Laljibhai K Ghoniya	Interest on Loan	6,44,131
Kamal V. Ghoniya	Interest on Loan	3,07,098
Shine Industries	Machinery Rent	85,00,000
Shine Engineering	Machinery Rent	70,00,000
Laljibhai K Ghoniya	Loan accepted	11,00,000
Vipul L Ghoniya	Loan accepted	69,10,000
Kamal V. Ghoniya	Loan accepted	42,30,091
Kamal V. Ghoniya	Repayment	57,67,112
Vipul L Ghoniya	Repayment	49,13,140

Name	Loan Given	Received Back	Closing
Shine Engineering	79,49,503	2,39,000/-	77,10,503
Kiran V. Ghoniya	9,20,000	---	9,20,000

12. FOREIGN EXCHANGE EARNING AND OUTGO

Foreign currency transactions are recorded at the prevailing exchange rates at the time of initial recognition. Exchange differences arising on final settlement are adjusted and recognized as income or expenses in the statement of profit and loss. Outstanding balances of monetary items denominated in foreign currency are restated at closing exchange rates and the difference adjusted as income or expenses in the statement of profit and loss.

13. TRANSACTIONS WITH STRUCK OFF COMPANY

The particulars of transactions with companies struck off under Section 248 of the Companies Act, 2013 or Section 560 of the Companies Act, 1956 are given as under:

Name of Struck off Company	Nature of Transaction with Struck off Company	Balance Outstanding	Relationship with Struck off Company
NIL			

14. UTILISATION OF BORROWED FUNDS AND SHARE PREMIUM:

- A. The company has not advanced or loaned or invested funds (either borrowed funds or share premium or any other sources or kind of funds) to any other person(s) or entity(ies), including foreign entities (Intermediaries) with the understanding (whether recorded in writing or otherwise) that the Intermediary shall
- I. directly or indirectly lend or invest in other persons or entities identified in any manner whatsoever by or on behalf of the company (Ultimate Beneficiaries) or
- II. provide any guarantee, security or the like to or on behalf of the Ultimate Beneficiaries;
- B. Where a company has received any fund from any person(s) or entity(ies), including foreign entities (Funding Party) with the understanding (whether recorded in writing or otherwise) that the company shall
- I. directly or indirectly lend or invest in other persons or entities identified in any manner whatsoever by or on behalf of the Funding Party (Ultimate Beneficiaries) or
- II. provide any guarantee, security or the like on behalf of the Ultimate Beneficiaries,


15. DETAILS OF CRYPTO CURRENCY OR VIRTUAL CURRENCY:


The Company has not traded or invested in Crypto currency or Virtual Currency during the financial year.


16. Balance of Cash on Hand is taken as certified by Management.

17. Figures have been rounded off to the nearest rupee in thousands and have been regrouped, rearranged and reclassified wherever necessary.

For **Shining Tools Limited**


(Vipul Ghoniya)
Director
DIN 06511100


(Kamal Ghoniya)
Director
DIN 06511096


(Laljibhai Ghoniya)
Director
DIN 06542648